OPPEIN
www.oppeinhome.com

CUSTOMIZE YOUR

WHOLE HOUSE

Kitchen | Living | Bedroom | Bath | Home Décor

The Largest Cabinetry Manufacturer in Asia

OPPEIN

OPPEIN HOME GROUP INC.

Add: #366, Guanghua 3rd Road, Baiyun District, Guangzhou, China
Tel: +86-20-36730513
Fax: +86-20-36733689
E-mail: marketing@oppein.com
www.oppeinhome.com

OPPEIN Website　OPPEIN Wechat　360° Showroom

The Largest Cabinetry Manufacturer in Asia

4
manufacturing bases

1.7
mio. m^2 in area

300
thous. kitchens

250
thous. sets home furniture per year

4,500+
global showrooms

10,000+
finished projects

128
Export countries

6 mio.
Families choices

CONTENTS

01 General Introduction

04 Whole House Gallery

18 Kitchen Gallery

36 Bedroom Gallery

43 Living Room Gallery

53 Bathroom Gallery

60 Wooden Door Gallery

64 Home Furnishings

66 Project Cases & Overseas Showrooms

GENERAL INTRODUCTION

Who We Are?

Founded in 1994, OPPEIN is China's top kitchen and wardrobe brand, and the largest largest cabinetry manufacturer in Asia. It is not just from our customers comments, but also explained by our brand strengthens, mass customizaition, premium quality and excellent market performences and services.

What We Provide?

OPPEIN is commited to providing customized products and one-stopupholstery solution, to satisfy individual needs of home décor. It includes:

Whole-house solution

- Kitchen
- Wardrobe
- Bedroom
- Living Room
- Bathroom
- Interior Doors
- Home Décor & Furniture
- Ceramics & Flooring

SUPPORT OUR DEALERS

Training

With our professional training system, you can build up a productive team in the shortest time. Our training includes:

- Complete product knowledge & sales skills
- Professional Kitchen, furniture and interior design
- Product installation
- Online marketing

Sales & Marketing

Our 23 years of showroom operation experiences can help you keep your showroom on the right track at the beginning and produce profits ASAP.

- Showroom operation & management
- Sales & promotion plan & collaboration
- Multiple marketing incentives
- Marketing materials and others
- Sales tools

Services

Our dedicated distribution team will still offer you the following services:

- consultation & order tracking, available 7 days a week.
- Routine visit, showroom diagnosis and improvement;
- Project order assistance;
- Online & offline leads sharing;

3D Home Design | KD Max Design | Video Courses | Building Websites | Sales Scripts Knit | "10+1"Showroom Management System

WORK WITH ARCHITECTS & BUILDERS & CONTRACTOR TO WIN

Through the past 23 years , we have accomplished more than 10,000 real estate projects worldwide. The expertises and experience make us capable of handling any complexity or uncertainty that may emerge in your projects.

OPPEIN has a set of control systems for all steps in the process, from incoming material, to production, delivery and Installation, in order to guarantee the preminum quality. We are happy that our premium quality finally add value to your property.

When you work with us, you will be highly impressed by our passionate and highly responsible project teams. They are ready to be everywhere with you, from biding, floor design, site check, jobsite measurement, multiple solution rendering, to scheduling, logistics, and jobsite installation, etc.

Transitional Style

An Elegant Marriage of Modern & Traditional

▸ Introduction

Located in the Kalorama neightborhood of Washington D.C, this renowned mansion covers 8,200 square foot(762㎡) With the layout, our designer remodels and visualizes it with a distinctive transitional style. If you enjoys aspects of modern and traditional styles, then you will love transitional style, because it takes the best from both styles.

▸ Colors

The color palette consists of light colors such as white, blue and accented by a dash of colors from furnishings

▸ Floors

Apply dark natural hardwood floor as balance and brings warmth

▸ Furniture

Can be all timber, rough iron pieces can be worked in as well. Pieces that look old and used suit well. Furniture lines are simple yet sophisticated, featuring either straight lines or rounded profiles.

Sample Code: T-1

The first floor

Kitchen

Dining room

Living room

Hall

TRANSITIONAL
WHOLE HOUSE

The second floor

Master room 1

Kids room 1

Kids room 2

Master room 2

Bathroom

Basement

Family room

Family room

Laundry

Pets room

Pets room

Sample Code: T-2

Size: 235 square meters

Details: one kitchen, one living room, four bedrooms, five bathrooms, one home office

Kitchen

Living room & Wardrobe & Home office

Bedroom & Bathroom

Modern Style

Sleek & orderly, Comfortable & Welcoming

Introduction

This modern second-floor house is one of projects we did in Perth, Australia, totally covering 382 square meters. Modern interiors are comfortable and welcoming without being cluttered and dark. It's a style that is equally appropriate for offices and stores, lofts and homes.

Shapes

Simple, even minimal, such as clean lines, handless flat door panels for kitchen & vanities, flat sliding-door for wardrobes.

Colors

White, black and neutrals are the main colors in modern style interiors. The palette is often punched up and accented with bright and bold color. Black is often used to ground and define a modern style room. Walls are often painted in a basic neutral.

Furniture

smooth, clean, geometric shapes are essential for contemporary style furniture pieces. Upholstered furniture often wears black, white, or other neutral tones in textured natural fibers. Cover it in a neutral, black, or bold fabric. Furniture pieces should be simple and uncluttered, without curves or decoration. Sofas, chairs, and ottomans have exposed legs. Beds and chairs usually have no skirt, trim, fringe, or tassels.

Sample Code: MO-1

Size: 382 square meters

Details: one kitchen, one living room, one dining room, five bedrooms, three bathrooms, one family room, one home office, one laundry room, one garage, one entertainment room, one walk-in

The first floor

MODERN
WHOLE HOUSE

The second floor

This is a villa with two floors. White is the major color of this villa. White furniture can make your home bright and roomy. Stay in white world, you will feel easeful.

Kitchen

Guest room

Living room

Home office

Entertainment room

Bathroom

Laundry



Garage

Master room

Bedroom 1

Walk-in Closet

Bedroom 2

Bedroom 3



Retiring room

Bathroom 1

Bathroom 2

Sample Code: MO-2

Size: 95 square meters

Details: one kitchen, one living room, one bedroom, one bathroom.

Kitchen

MODERN
WHOLE HOUSE

Bedroom

Bedroom

Living room

Living room

Diningroom

Bathroom



Bathroom

Traditional Style

Reminiscent & Timeless

▸ Introduction

If you are conservative, you will probably be most comfortable in a traditional style.

▸ Wood

Rich tones is the key element in traditional interior design. Dark woods like cherry, maple, and mahogany are typically used in furniture pieces of this style. These are often carved and lacquered to give them a luxurious, elegant feel.

▸ Colors

Walls are typically painted neutral colors to visually ground the elaborate furnishings. Most furniture in this type of room incorporates rich shades of colors like red, blue, and brown. Artwork and accessories often incorporate more vibrant colors in a traditionally designed room.

▸ Floors

Wood floors are also considered a standard for this decor, although tile and carpet are often used as well.

▸ Accents

Architectural embellishments are widely used in this type of interior design. These can include elaborate moldings, beveled wood paneling, intricate tile, arches and columns.

TRADITIONAL
WHOLE HOUSE

Sample Code: TR-1

Bedroom

Bedroom

Living room

Stairs built-in

Hallway

Bathroom

CLASSIC
WHOLE HOUSE

Classical Style

▸ Introduction

Classical means it never goes out of time even if time goes by, so it could be a symbol of your home.

▸ Colors

Walls are typically neutral colors to visually ground the elaborate furnishings, while such colors may also be used for large upholstered pieces. Most furniture of this style incorporates rich shades of colors such as brown, red. So the color could be bright or dark tones.

▸ Furniture

Classical style means it could last, maybe, forever. The furnishing offers timeless elegance and beauty. Its material is often solid wood and wood veneer with dedicated detailing of classical aesthetics, such as crown moldings and carvings.

▸ Accents

Architectural embellishments are widely used in this style of interior design. This can include elaborate moldings, beveled wood paneling and intricate tile and wood floor patterns. Arches, columns and built-in cabinetry are also frequent features of this type of design.

Sample Code: CL-1

◂ The first floor

The second floor ▸

Diningroom

Living room

Living room

Wardrobe

Bedroom

Bathroom

INDUSTRIAL
WHOLE HOUSE

Industrial Style

▸ Introduction

A subset of traditional style, and it's comfortable and simple. With its raw, utilitarian appeal, industrial style gives modern homes a sophisticated edge

▸ Colors

An industrial color scheme, you probably envision grey, grey and grey, with a little black and white thrown in for kicks. And while it's true that the range of colors in this style tends to be narrower than in others. The earth tones and neutrals are popular color choices

▸ Wood

The dark wood goes well with this style. The wood should be solid thick and not that bright, like brown, black, grey and white, and these colors create a post-industrial atmosphere, besides we often see wood and metal incorporated into the same industrial piece.

▸ Furniture

Industrial design involves the use of metal and wood. It is precisely these materials that combine to create a large number of industrial-style furnishings. Many are truly vintage, while others are inspired by old factory and laboratory pieces.

Sample Code: IN-1

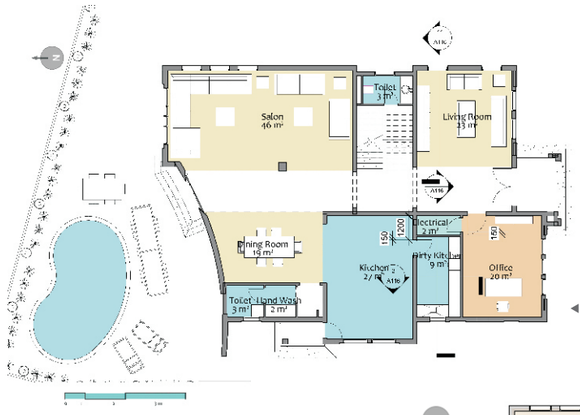

◂ The first floor

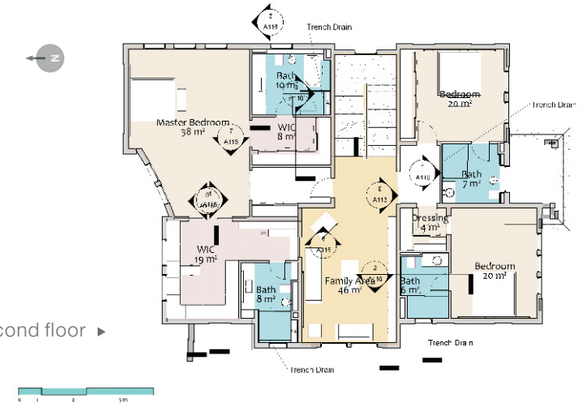

The second floor ▸

Diningroom

Living room

Living room



Home office

Bedroom

Bathroom

OP16-L18

MODERN

This modern style kitchen cabinet exhibits a streamlined appearance and is the best choice if you want to make your space a bold statement. Its surface finishes are often man-made rather than natural, such as lacquer, laminate, PVC, melamine or other synthetic thermo foils.

OP16-PVC02

This all-island kitchen seems to be a contemporary movement. Maybe that's because it frees up wall space, allowing for more open flow between rooms and for more large windows at exterior walls. It is nearly 15 feet long, giving you plenty of room to cook and entertain.

The purpose of the toe kick absence is based on ergonomics.

Standing near the kitchen sink, bench or cabinet would become pretty uncomfortable on back and shoulders if it was there. This design allows a space for our toes to go when we're working in the kitchen. At the same time, this design can make a kitchen appear more spacious.

OP15-S01

TRADITIONAL

The most noticeable feature of a traditional kitchen is open cabinetry. The plates and trays are exposed, not hidden behind beautiful glass or modern cabinets. The use of off-white paint may also give the impressions of a cottage kitchen. Off-white color adds elegance to any room and the kitchen is almost incomplete without the distinctively elegant off-white color.

OP15-L14

TRANSITIONAL

Transitional style blends elements of both traditional and contemporary design to create a welcoming space that invites all to linger. Its lines are softer and details are not as complicated as traditional ones, and adapts more easily to its surroundings.

This transitional style kitchen cabinet shows the elements of traditional and modern.

OP16-120B

CLASSICAL

Classical style has a formal and elegant looks of American and European classical art and aesthetics. It generally features fine detailing, such as crowning molding, fluting, corbels and other ornamentation and decorative trims. Its door is always natural solid wood, for example, maple, cherry, birch, walnut, ash and alder. The door styles can be raised, recessed or arch pattern.

OP16-SIN01

INDUSTRIAL

Gray is also another color choice for the chic industrial kitchen as it combines the steely grit of the industrial style with contemporary sophistication.

Open shelving and lots of it; this is another great way of bringing industrial beauty to your kitchen while expanding the available shelf space. Industrial-style kitchen shelving allows you to make complete use of the vertical space on offer.

KITCHEN GALLERY

PLCC17060

PLCC17058

PLCC17059

OP12-L062

OP14-068, sintered surface & high gloss acrylic

OP16-024

OP16-L17

OP15-058

OP16-L21

OP16-118

OP16-L19

OP16-L16

KITCHEN GALLERY

OP16-117

OP12-X101, high gloss

OP16-L03

OP16-PVC01

OP15-L21, a project in Indonesia

OP15-A01, a project in Malaysia

A project in the Middle East

OP16-SIN01,industrial style

A project in Russia

A high gloss kitchen Melbourne, Australia

A project in North America

A project in South Africa

Pantry Storage

Wall unit Storage

Base & wall storage

Customize storage solutions to meet your needs

Kitchen organizers help keep your kitchen functional. Whether you love to cook or love to eat, the kitchen is likely a center piece of your home. Remodeling shows and real estate agents emphasize the importance of a great kitchen or kitchen remodel in home resale value but few of us are lucky enough to have dream kitchens that fulfill all of our storage needs. With a few key storage tricks, though, you can add function and increase kitchen storage space within your existing cabinets, cupboards and pantry spaces.

Drawer Storage

DINING AREA

Customize a dinning area

Banquettes not only provide seating to a kitchen, but they can also make fully use of your kitchen nooks and creates a relaxing dinning area.

Generally banquettes are near windows, which allow enough vision and brightness. Herein we gather a collection of the most popular styles to give you how a banquette can add extra seating space, storage, and style to your space.

Choose your favorite stock dinning furniture

Dinners, parities, holidays, our comfy table and chairs is not only for a meal, but also playing games, helping with homework.They are sturdy and durable, in losts of styles to help you find what suits your taste,

UNDER STAIR AREA

Stairs home office

Make full use of the awkard space

There are many creative ways to make use of space under the stairs. We can design drawers, cabinet, closets, shelving, wine racks, or even desk and seating benches to fit under stairs.



Under Stair Shelf

Under Stair Drawers

Under Stair Pull Out

ZIDANE-1

Camino

Porvoo

BEDROOM

Bedroom is a place where you relieve yourself from the worries of the world. Besides a comfortable right-sized bed and bedstands, dresser, wardrobe, shelving or study table are often seen in the bedroom.

Window or corner is a good place to built cabinets or bookshelves for a retreat. If your bedroom is large enough, an adjoining walk-in closet is another choice. We can provide contemporary, traditional and transitional style as you like to fit for your bedrooms.

BEDROOM

Modern reach-in, clean and calming

A contemporary style is clutter free and gives a sober look but attracts enters' attention.

The material of contemporary bedroom includes lacquer, PVC, HPL and wood grain in light color etc.

Platform beds are the most popular choice for contemporary bedrooms.

The concerted bed has straightforward bed elevation with modern aesthetics.



A house project in North America

A villa project in Ghana

Transitional walk-in, warm and casual

A transitional bedroom is a mix of traditional and contemporary style. It is favored by people who pursue both splendor and simplicity in their bedroom.

Classical bedroom, graceful and lasting

Traditional bedroom offers timeless elegance and beauty. Its material is often solid wood and wood veneer with dedicated detailings of classical European and American aesthetics, such as crown moldings and carvings.

Meanwhile, a perfectly engraved bedposts with stunning craftsmanship look extremely superb in your bedroom and bring a royal feeling.

A project in Nairobi, Kenya

BEDROOM

BEDROOM GALLERY

Cherry wood veneer

YG11213

YG16-G10

Master bedroom his-2

An apartment project in Bengal



Wood grain melamine

YG11114

YT0471611

YG16-M12

YG16-M08

A project in Darwin, Australia

A villa in Koh, Samui, Thailand

BEDROOM GALLERY

YT0491606

YG11301

OP15-Hotel Apartment

OP16-Hotel03, a hotel project in Australia

OP16-Villa02, a villa project in North America

YG0481607

OP15-House 4

YJ0501606

YG11422

YG16-M14

A project in Winnipeg, Canada

YG91514A

LIVING ROOM

The living room is typically one of the most frequently used room in the home. It reflects your personality and style. In most of countries, kitchen is at the hub of a living room. In this case, your kitchen style would accordingly influence other furniture choice in living room. OPPEIN can custom a coordinated style of living room for you .

LIVINGROOM GALLERY

OP16-HS01, a project in Australian

OP16-Villa02, a villa project in North America

OP16-Villa02, a villa project in North America

OP16-Villa01, a project in Australian

OP16-HS0210, a project in Pakistan

OP15-HS9

OP15-HS10

TV11305A322

OP16-PP2

TV61406

ZS0471604

TV0481602

Customize a spiritual retreat for thinkers

Home office should be a refreshing and inspiring space to work in. It should be organized in a way to fit your personality and provide a calming atmosphere.

Here we have some ideas for your home office style that you may get some inspirations.

OP16-Villa01, a project in Australia

OP16-Villa02, a project in North America

OP16-HS0210, a project in Pakistan

Euro-style

Modern

SG0491622

Grow up and knowledgeably with time

If space is enough, a separate reading room with bookshelves and desk is welcome. Even if you have a narrow space, nook can also be well designed to be a comfortable reading room.

Corner or window space is a good place to make a built-in reading place.

OP16-Villa03, a project in Ghana

ST11307

WALK IN

Get dressed up for every great day

There is something luxurious to having a walk-in closet. a villa or big house can fully accommodate a walk-in closet. A well designed walk-in closet is your personal sanctuary. It is not only fitted to your space, but also have different function areas to suit family storage needs. It creates order and getting dressed is a joy, not a chore.

Tell us what you want to accomplish, we help you see incredible possibilities.

MUDROOM

Say no to mess and haste

As the primary entrance of home, mudroom is a useful addition as it helps to keep the house clean. A built-in mudroom has ample hooks and racks for damp and wet clothing, as well as racks or cubbies for shoes. In addition, a bench allow people to sit on while they remove their shoes is necessary. More importantly, custom cabinets are indispensable for family handy storage.

LAUNDRY ROOM

Improve washing and drying efficiency

Custom cabinets can be built to house your washer, dryer, baskets, hampers and ironing board. It give us a clean place to store our detergents and cleaning supplies. Also, you will have enough room to organize your clothes.

HALLWAY

An empty hallway is dull and a waste. Actually, there are many creative built-in ideas for hallway space. Such as built-in bench, shelves, cabinets. The built-ins not only adorn hallways, but also bring functions.

Add extra and easy-access storage

The design of hallways, corridors and entryways sometimes requires even more effort than designing living rooms.


Wall panel

XG21421

XG61444

OP16-Villa01

Oppein_P2012-0312-053116

CG11119A

FIREPLACE

Design your fireplaces practically and harmoniously

Depending on the overall interior style, fireplace enclosures can be complicated, less complicated or minimalism. They can be accented properly by crown moldings, decorative posts, carvings and other decorative elements, bringing traditional or transitional implication. Beside the fireplace, customized storage cabinets, hutches or shelvings can store your articles with easy access while you sit on sofas.

BATHROOM

OP16-Villa02

BATHROOM

Bathroom should be a personal retreat, a blend of practicality and aesthetics that suits your needs. We have three styles of bathroom. All of them have distinctive differences in colors, fixtures and fine details.

Traditional style, comprising of natural colors, is elegant and provides warmth and grace. You may feel outdated in it.

Contemporary style is minimalist. It is clean, sleek and uncluttered. White and black are the most commonly colors. Transitional style is a balance between both and more compatible to different ages.

MODERN

OP16-148

OP15-015D

OP16-Villa01

BATHROOM

TRANSITIONAL

OP16-004

OP14-020A

TRADITIONAL

OP13-055A, Baroque Impression

BATHROOM GALLERY

OP16-HS01

OP13-020-180, cherrywood

OP16-Villa01

OP13-013-100, high gloss

OP13-030-88,
high gloss and HPL

WYN16-L02, high gloss

OP12-P27-120, high gloss

WYN16-M04, melamine

WYN16-M06, melamine



WYN16-L08, high gloss

WYN16-P10, PVC

WYN16-L12, high gloss

BATHROOM GALLERY

Shower Room

OP14-T52

OP26-L31LA-Z

OP30-L31RA

OP32-D31LA-X

OP54-F42AA

OP63-L22AA

OP82-T41LL

OP91-F42AA

Steam Room

OP-W3020

OP-W3021

OP-W3008

OP-W4003

OP-W4006

OP-W3019

Toilet

OP-W7060R

OP-W7061R

OP-W7067

OP-W7065

OP-W7042

OP-W780

OP-W760IIX

OP-W792

OP-W7066

OP-W7043

BATHROOM GALLERY

Bathtub

OP-W5923

OP-W5915

OP-W5077

OP-W5916

OP-W5612

OP-W5072

OP-W5071

OP-W5326

Shower Heads

OP-F695

OP-F9018-A

OP-F9019-A

OP-F9022-A

OP-F9023-A

OP-H010-X

Faucets

OP-F1013

OP-F199

OP-F1014

OP-F1023

OP-F1023

OP-F1020

OP-F1021

OP-F1026-A

OP-F148

OP-F1014-A

Wooden Doors

Doors shall be integrated with your overall interior style and enhance the beauty of your surroundings. We have a lot of door patterns to select from, and door material ranges from solid wood, lacquer, PVC, melamine or unfinished surface. Meanwhile, we offer different door core choices, including solid wood, tubular core, MDF and particle board blocks.

WOODEN DOORS GALLERY

MSJD22

MSPD61

MSPD13

MSPD16

MSPD31

MSPD47

MSPD66

MSSD13

MSPD64

MSPD74

MSGD39

MSPD15

MSJD66

MSJD60

MSSS02

MSSD06

MSGS08

MSJZ02

MSGD42

MSJD44

MSGD32

MSPD34

LSJD02

MSPD54

WALL PANNEL

TV Background 1

TV Background 2

TV Background 3

Sofa Background 1

Sofa Background 2


Bed Background 1

Bed Background 2

Hallway Background 1

Hallway Background 2

Stairs Backgound

Window Panels 1

Window Panels 2

WM-SF-004

WM-SF-003

WS-LJ160009

WS-LJ160005-2

WS-TM160003-1

OS-0214003

WS-TM160005-1

OS-0216003

OP-001A-B01

OP-003A-B01

OP-016A-B01

OP-013A-B01

OP-SH661-P01

OP-670B-P03

OP-669B-P04

OP--680B-P01

Want more ready-to-assembly furniture? please refer it to OPPEIN Furnishing Manual

Residential Project-USA

Residential Project-Atlanta

Residential Project-Canada

Residential Project-Australia



Residential Project-Australia

Residential Project-London

Residential Project-India

Residential Project-Kenya

Residential Project-Pakistan

Residential Project-Southeast Asia

Residential Project-Thailand



Residential Project-Cambodia



Hotel Project-Southeast Asia

Residential Project-Middle East

Residential Project-Middle East

Residential Project-Jamaica

Residential Project-Nigeria

Residential Project-Russia

Christchurch, New Zealand

Calgary, Canada

Reunion, France

Montevideo,Uruguay

Kota Kinabalu, Malaysia

Seoul, Korea

Caracas, Venezuela

TESTIMONIALS

.....Upon arrival in Australia, the products were packed safely and we found the directions easy to follow during installation. All materials used were exactly what we ordered and being so well designed everything fitted and matched perfectly.
Well, 4 years on, our kitchen, wardrobes and vanity units look just as good as we first installed them, thanks to OPPEIN quality products and design.....

Steven Koukouvas, from Australia

.....My kitchen arrived in Australia ready to install and was easily fitted by my builder. It is now is the centre piece and heart of my home.
I constantly look at my kitchen, admiring the bespoke finish and fittings that the design and manufacturing team at OPPEIN were able to accomplish.
You made my dream kitchen a reality.....

Deborah Taylor from Fremantle of West Australia

We are so happy to work with you and your company.
All european company of kitchen visit us , say the quality of your kitchens is very good and compare with European standards.Cingratulations !!!!

Deny, Mozambique

Please see attached photos. There are installed furnitures made by OPPEIN in our condo. Looks very nice. Yukari took all the photos and ask me to share with you as you might enjoy them.

Kazuko, Japan

I'm a NZ based in HK but will be heading back to live in New Zealandduring the next 12 months. I have purchased property in Wanaka. It is a small but booming town with many new residential construction projects underway. A friend recently visited OPPEIN display at the Guangzhou trade fair. He remarked that the quality was very good.

Grant Fenton, New Zealand

"From all the horror stories we hear about importing goods from Chinese suppliers, it was indeed with apprehension that we decided to import kitchens and cabinets from China for a project we were building.
OPPEIN was the biggest supplier on our list and we were pleasantly surprised at their huge showroom size, production factory and their friendly staff. After the receiving a quotation and workshop drawings from OPPEIN, we placed the order. Goods came in a 40ft container, all professionally packaged and labelled. I am happy to say that the quality was excellent, no transit damage was evident and installation went like clockwork. We have absolutely no hesitation to use OPPEIN again in our future works"

Howe, Melbourne, Australia

See how our customers talk about OPPEIN after visiting OPPEIN headquarters and showroom.

We are present at the following exhibitions annually,
Booth number will be posted at www.oppeinhome.com

America & Oceania Regions

AUCKLAND HOME SHOW

NAHB International Builder' Show

Building Home Improvement Expo

African Regions

Inter Build Africa 2014

Build Dexpo Africa 2014

Decorex

Asian Regions

ACETECH

Vietbuild

WORDBEX

Big 5 Saudi

BIG 5 PMV

Project Qatar

Build Asia Exhibi

Indonesia Building Technology Expo

Kyunghyang Housing Fair

Build Asia

The Interational Architecture, Interior Design & Building Exhibition,Malaysia

WorldBuild Moscow

Iran Building and Construction Industry